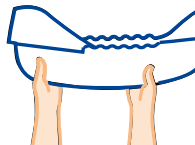




4-point guide for correct fitting of MoliFlex® belt-fixation briefs

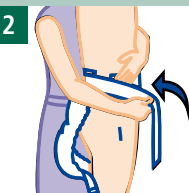
- Measure waist to select the correct size of **MoliFlex®**.
- Open up **MoliFlex®** and fold it lengthways.
- This helps to activate the inner anti-leak cuffs and creates an anatomical 'cupped' shape for fitting.

1



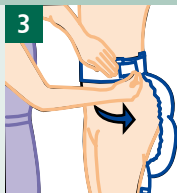
- Undo both belts completely, and fit the rear absorbent pad snugly to the body.
- Make sure the wetness indicator is in line with the spine.

2



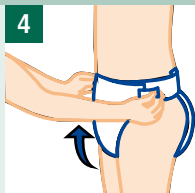
- Fit the belt snugly around the waist, and secure into place using the Velcro fastener.

3



- Gently fit the front absorbent pad to the body.
- Then affix both Velcro tapes to the waist belt to ensure a comfortable fit.
- Check that **MoliFlex®** fits snugly to the body.
- You can adjust the Velcro tapes on the front of the belt to achieve a perfect fit.

4



MoliFlex®

MoliFlex® provides an all-in-one, breathable continence care solution with an integral belt fastening.

Simple and easy to fit, MoliFlex® combines the absorbency and leakage protection of an all-in-one product with the comfort and discretion of a pad-and-pant system.



Absorbency	Size	Waist/Hip Measurement	ISO Absorbency	Case Quantity	Product Code
------------	------	-----------------------	----------------	---------------	--------------

MoliFlex®

MoliFlex	M	80-105 cm	1940 ml	3 x 21	169 240
MoliFlex	L	100-135 cm	2195 ml	3 x 21	169 340
MoliFlex Maxi	M	80-105 cm	2100 ml	3 x 21	169 250
MoliFlex Maxi	L	100-135 cm	2555 ml	3 x 21	169 350
MoliFlex Super	M	80-105 cm	2920 ml	3 x 21	169 260
MoliFlex Super	L	100-135 cm	3080 ml	3 x 21	169 360



The use of oil-based or silicone-based creams, or talcum powder on the skin, may adversely affect the permeability of absorbent continence care products.

International Standard Method ISO 11948-1

PAUL HARTMANN LTD, Heywood Distribution Park, Pilsworth Road, Heywood, Lancashire OL10 2TT
Tel 01706 363200 Fax 01706 363201 Web www.hartmann.co.uk E-mail info@uk.hartmann.info