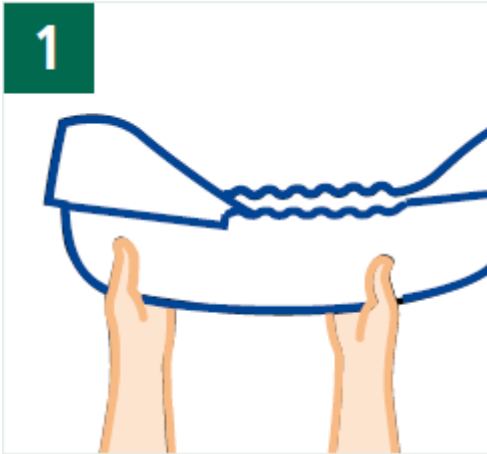


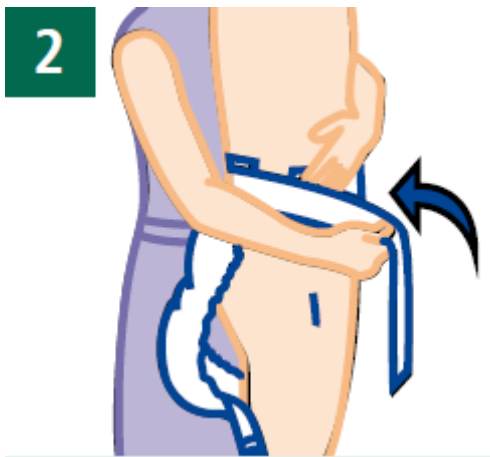


helps healing.

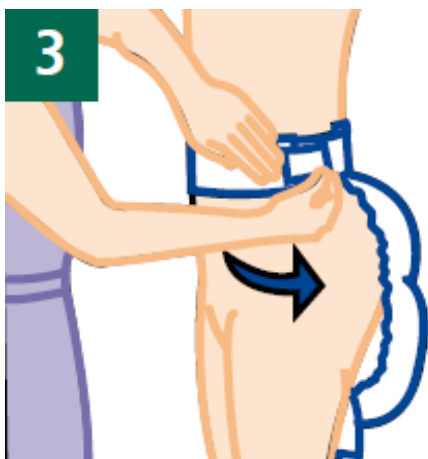
## 4-point guide for correct fitting of MoliFlex® belt-fixation briefs



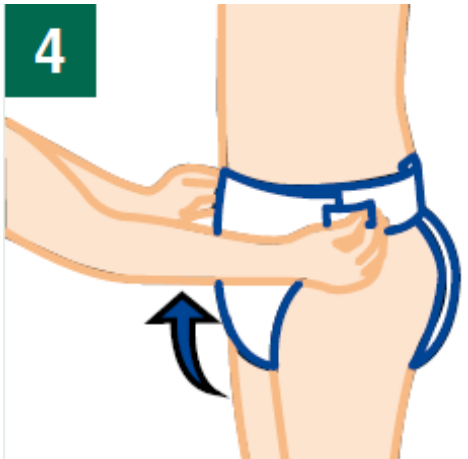
- Measure waist to select the correct size of MoliFlex®.
- Open up MoliFlex® and fold it lengthways.
- This helps to activate the inner anti-leak cuffs and creates an anatomical 'cupped' shape for fitting.



- Undo both belts completely, and fit the rear absorbent pad snugly to the body.
- Make sure the wetness indicator is in line with the spine.



- Fit the belt snugly around the waist, and secure into place using the Velcro fastener.



- Gently fit the front absorbent pad to the body.
- Then affix both Velcro tapes to the waist belt to ensure a comfortable fit.
- Check that **MoliFlex®** fits snugly to the body.
- You can adjust the Velcro tapes on the front of the belt to achieve a perfect fit.



### **MoliFlex®**

**MoliFlex®** provides an all-in-one, breathable continence care solution with an integral belt fastening.

Simple and easy to fit, **MoliFlex®** combines the absorbency and leakage protection of an all-in-one product with the comfort and discretion of a pad-and-pant system.

The use of oil-based or silicone-based creams, or talcum powder on the skin, may adversely affect the permeability of absorbent continence care products.

**PAUL HARTMANN LTD, Heywood Distribution Park,  
Pilsworth Road, Heywood, Lancashire OL10 2TT**

**Tel 01706 363200**

**Fax 01706 363201**

**Web [www.hartmann.co.uk](http://www.hartmann.co.uk)**

**E-mail [info@uk.hartmann.info](mailto:info@uk.hartmann.info)**